



About Us

We have been crafting quality cabinets with care and pride since 1977. Based in the small town of Dudley, Missouri (population 300), our family-owned company started out modestly - just a small shed and some woodworking equipment. But with dedication and hard work, we've grown into a major supplier, now operating out of well over one million square feet of manufacturing space.

We may have gotten bigger over the years, but our values remain the same. Using quality materials and equipment, our skilled team creates cabinets known for their durability, functionality, and style. We take pride in being a vertical manufacturer, controlling many of the key components that make up the finished cabinet. This allows us to deliver a value-oriented, reliable and consistent product with minimal disruptions.

At our core, we're still that small-town company, committed to putting care into every cabinet we make. When you choose Aspect, you're choosing cabinets made with pride by people who truly love what they do. We can't wait for you to experience the Aspect difference!

Pictured on cover: Midnight on Red Oak with Metropolitan doors.



TUNDRA
PAINT
LANCASTER





WHITE ROCK
AMERICAN POPLAR
HANOVER

Table of Contents

Inspiration Gallery	_____	02
Drawer Front Options	_____	09
Door Style Options	_____	10
Stain Finishes	_____	12
Paint Finishes	_____	14
Cabinet Construction	_____	17
Environmental Impact	_____	17

Inspiration Gallery



SURF & BAYOU
AMERICAN POPLAR
SQUARE FLAT

The Vision

Dreaming of a home that reflects your unique style? Envision walking into a kitchen or bath that makes you smile each morning. At Aspect Cabinetry, we share your passion for a living space that nurtures the soul. With an array of options, we let you craft each detail just as you've always imagined - beautiful yet affordable. Let's start bringing your dream home to life, one cabinet at a time! With Aspect, you'll find cabinets as unique as you are.



TUNDRA
PAINT
HANOVER



ICE CAP
PAINT
ASPEN



INDIGO
AMERICAN POPLAR
HANOVER



WHITE ROCK
AMERICAN POPLAR
HANOVER



ICE CAP
PAINT
ASPEN



INDIGO
AMERICAN POPLAR
LANCASTER



URBAN
AMERICAN POPLAR
HANOVER



CASTLEGATE
AMERICAN POPLAR
METROPOLITAN



TUNDRA & ROSEMARY
PAINT
ASPEN

Drawer Front Options

Aspect door styles are available in American Poplar, Maple, Oak or Painted finishes and as traditional or full overlay. Door styles are available with a traditional slab style drawer front with matching door edge profiles, shaped drawer fronts or matching five-piece drawer fronts. The Sculpted, Square Raised and Oxford Panel shaped drawer fronts feature a more decorative profile that will not match the door edge profiles exactly. For an appearance similar to the door style, choose the matching five-piece drawer front with matching edge profile.

Square Raised
w/Square Raised
Shaped Front

Landes
w/Matching
Front

Aspen
w/Sculpted
Front


Oxford
w/Oxford
Shaped Front

Lancaster
w/Slab
Front



Visit us Online

Go to aspectcabinetry.com to view our complete photo gallery featuring Aspect Cabinetry. You can also explore our large selection of finishes, learn about the construction of our cabinets, and find out where to buy Aspect. All of this and more is just a click away.



Door Style Options



Arch Flat
white rock
american poplar



Arch Raised
autumn
red oak



Asherville
dover white



Aspen
smoke
maple



Aspen w/Sculpted DF
praline
maple



Crown Flat
surf
american poplar



Crown Raised
ginger
maple



Essex
kona
maple



Heritage w/Slab DF
gravelstone
red oak



Heritage
bayou
american poplar



Hanover w/Slab DF
sandstone
maple



Hanover
dorian gray



Lancaster w/Slab DF
mink
american poplar



Lancaster
indigo
american poplar



Landes
olympus white



Metropolitan
castlegate
american poplar



Oxford w/Oxford Shaped DF
urban
red oak



Oxford
tundra



Pioneer
sedona
maple



Square Flat w/Slab DF
dark azure
red oak



Square Flat
chocolate
american poplar






**Square Raised w/Square
Raised Shaped DF**
dover white


















Square Raised
hazel
american poplar

Stain Finishes

MAPLE




AMERICAN POPLAR



RED OAK



white rock



natural




harvest




autumn




surf




urban




nutmeg




broomsedge



outerbanks




burlap




hayfield




kodiak




gravelstone




stonewall




bayou




timber




keystone



indigo



dark azure



midnight



INDIGO
AMERICAN POPLAR
METROPOLITAN

Paint Finishes

Painted cabinetry is timeless. With Aspect Cabinetry you will have a look that will last for years to come. Painted finishes are available on maple* or red oak wood species.



*painted maple will be maple or other tight grained hardwoods with characteristics similar to maple. Some components, such as center panels of doors will be MDF for stability and appearance.





AGREEABLE GRAY
PAINT
HANOVER



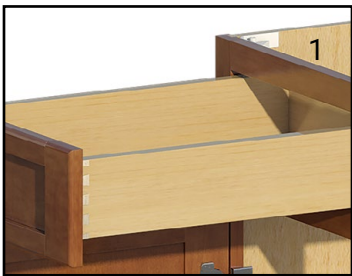
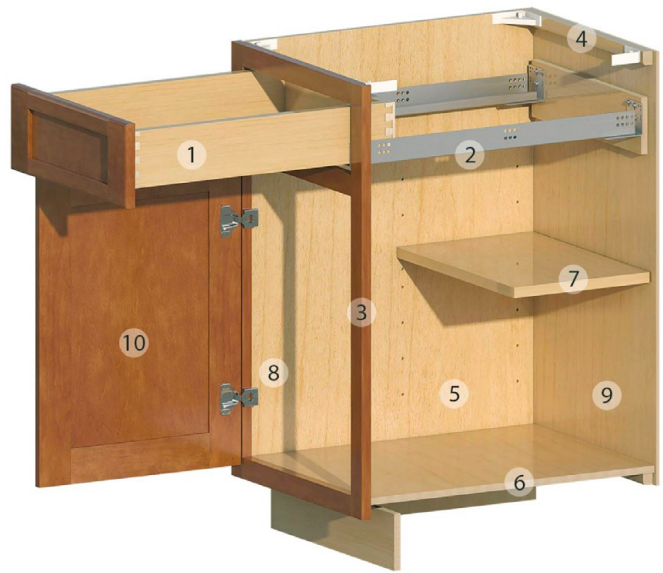
SEDONA
MAPLE
ASPEN

Cabinet Construction

Aspect Cabinetry provides built-to-order cabinetry, just for you, with a large selection of cabinet types and sizes. With custom height, depth, and width modifications, Aspect Cabinetry provides the flexibility to meet your individual design needs. You can have affordable cabinets for your entire home without sacrificing quality. The list below outlines our quality construction methods.

CONSTRUCTION METHODS

1. 5/8" hardwood dovetail drawer box
2. Guides are Blum TANDEM edge BLUMOTION 7/8" extension with integrated soft closing mechanism (optional Blum TANDEM full extension guides with integrated BLUMOTION soft closing mechanism)
3. 1 1/2" wide solid wood face frames
4. Solid wood hanging rails for sturdy installation
5. 1/2" cabinet sides (1/4" matching ends applied to 1/2" cabinet sides when finished)
6. 1/2" tops and bottoms on wall cabinets and 1/2" bottoms on base cabinets
7. 3/4" thick shelves
8. Blum COMPACT BLUMOTION 6-way adjustable hinges with integrated soft closing mechanism
9. Interior is laminated in an attractive natural maple pattern
10. Catalyzed, conversion varnish top coat protects the cabinetry for years to come



Environmental Impact

Aspect Cabinetry actively participates in reducing our impact on the environment when making our products. As an active member of KCMA (Kitchen Cabinet Manufacturers Association), we stay in tune with industry best practices of environmental responsibility. Aspect Cabinetry's dedication to the environment is further advanced by our ESP certification from KCMA as well as being TSCA Title VI compliant.

Pictured on Back Cover:

S U R F
A M E R I C A N P O P L A R
H A N O V E R



KITCHEN CABINET MANUFACTURERS ASSOCIATION
ENVIRONMENTAL STEWARDSHIP PROGRAM (ESP)
ALL PRODUCTS IMPACT THE ENVIRONMENT
FOR ESP PROGRAM CRITERIA, VISIT KCMA.ORG

Manufactured by W. W. Wood Products, Inc.
A family-owned company

Due to limitations in printing or changes in manufacturing, the finishes and products shown may not be accurately represented or are no longer available. Visit a retailer to view samples and confirm availability.



LIT-ASP 3/24